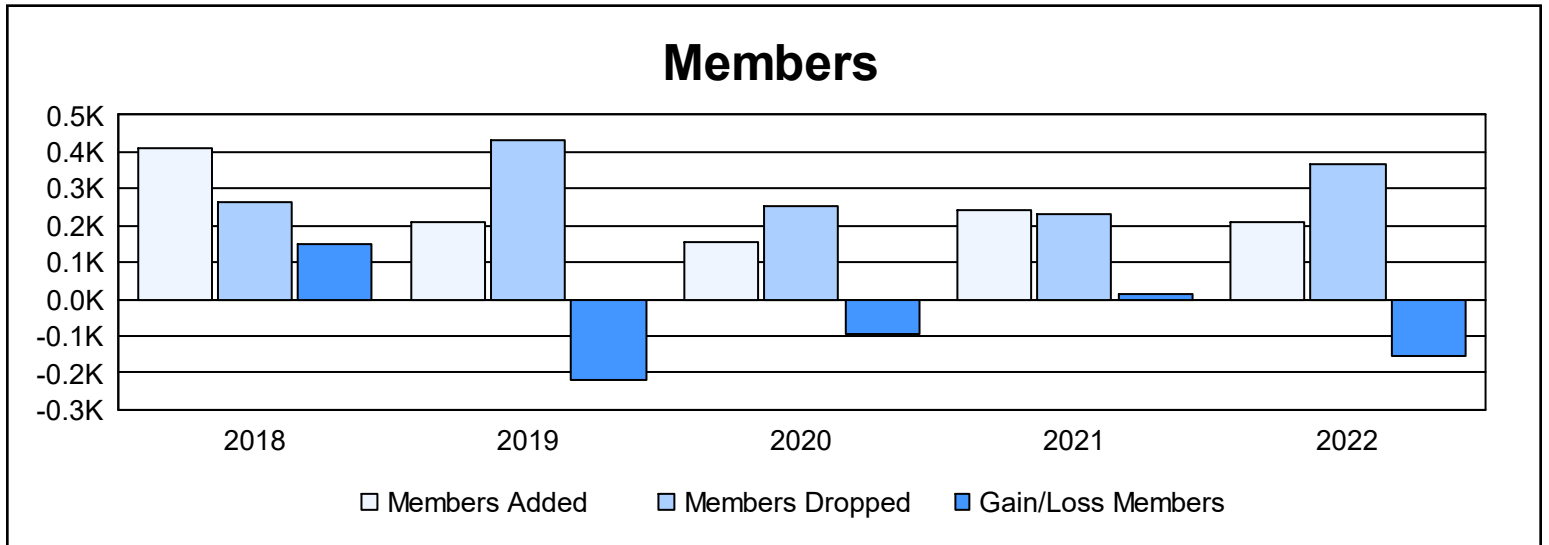
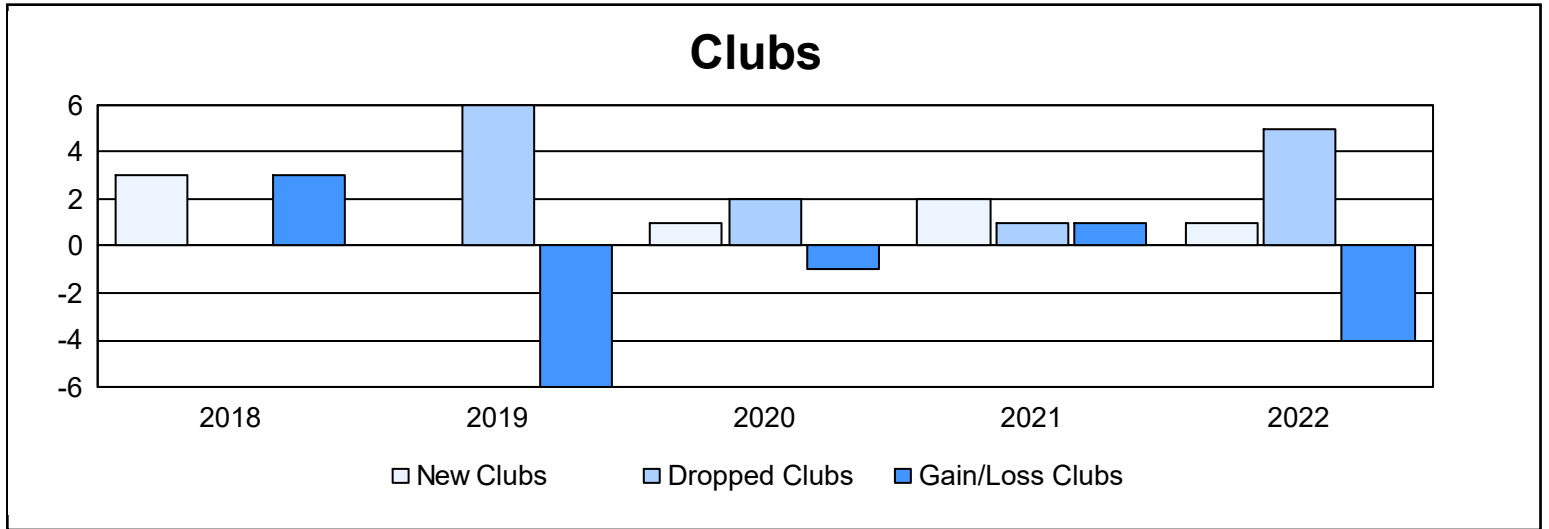
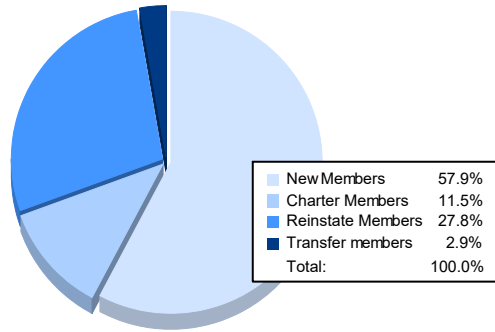


| Year           | New Clubs | Dropped Clubs | Gain/ Loss Clubs | New Members | Charter Members | Reinstate Members | Transfer Members | Total Member Added | Total Members Dropped | Gain/ Loss Members |
|----------------|-----------|---------------|------------------|-------------|-----------------|-------------------|------------------|--------------------|-----------------------|--------------------|
| 2017-2018      | 3         | 0             | 3                | 303         | 72              | 27                | 9                | 411                | 262                   | 149                |
| 2018-2019      | 0         | 6             | -6               | 150         | 23              | 20                | 16               | 209                | 430                   | -221               |
| 2019-2020      | 1         | 2             | -1               | 86          | 35              | 35                | 1                | 157                | 251                   | -94                |
| 2020-2021      | 2         | 1             | 1                | 165         | 50              | 22                | 6                | 243                | 231                   | 12                 |
| 2021-2022      | 1         | 5             | -4               | 121         | 24              | 58                | 6                | 209                | 366                   | -157               |
| <b>Average</b> | <b>1</b>  | <b>3</b>      | <b>-1</b>        | <b>165</b>  | <b>41</b>       | <b>32</b>         | <b>8</b>         | <b>246</b>         | <b>308</b>            | <b>-62</b>         |



### Membership Composition June 2022 Cumulative



### Gender Composition June 2022 Cumulative

